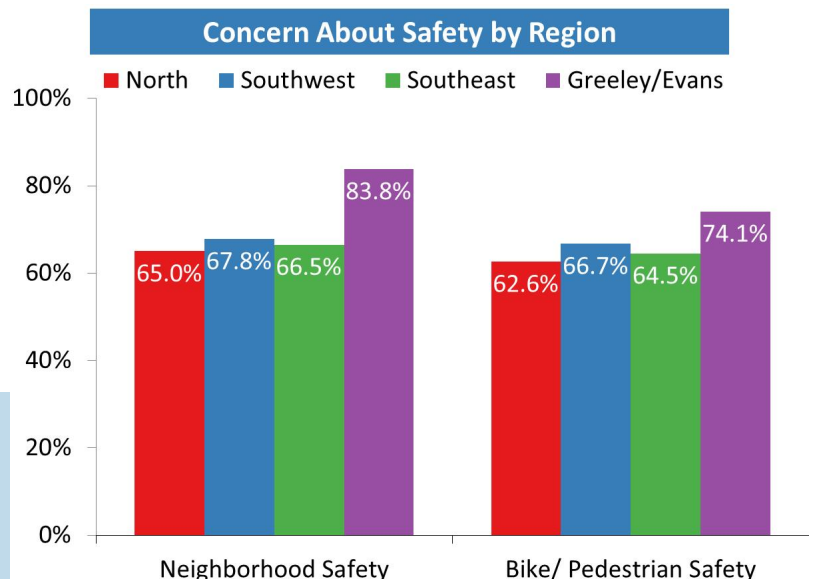
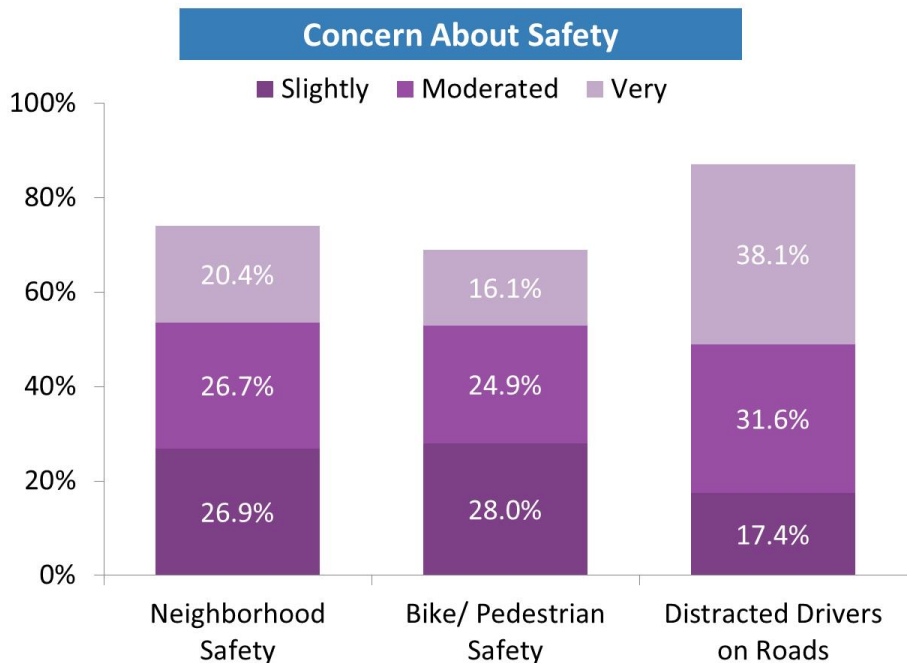


# Community Concern: Safety

## Key Findings

- The 2013 Community Health Survey asked residents how concerned they were about neighborhood safety, bike/ pedestrian safety, and distracted drivers on roads in their community.
- Countywide, 74.0% of residents were concerned about neighborhood safety, 69.0% were concerned about bike or pedestrian safety, and 87.1% were concerned about distracted drivers on the roads.
- About 9 out of 10 residents throughout the county, no matter what region they lived in, were at least slightly concerned about too many distracted drivers on the roads.
- Residents of Greeley/ Evans were much more concerned about neighborhood safety (83.8%) and bike or pedestrian safety (74.1%) than residents from other regions of the county.



### Questions?

Cindy Kronauge, MPH PhD, Data Specialist  
Weld County Department of Public Health & Environment  
[ckronauge@weldgov.com](mailto:ckronauge@weldgov.com)  
970-407-6470

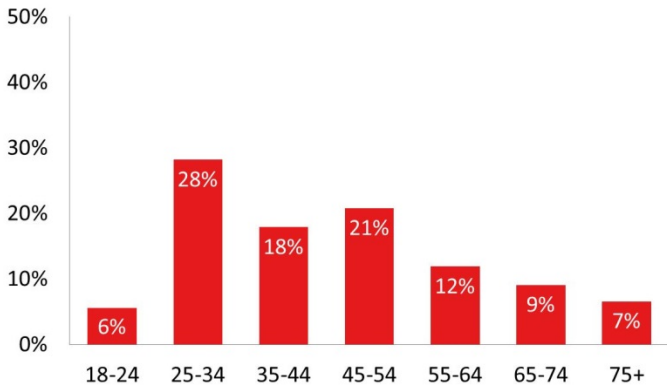


# Weld County 2013 Community Health Survey

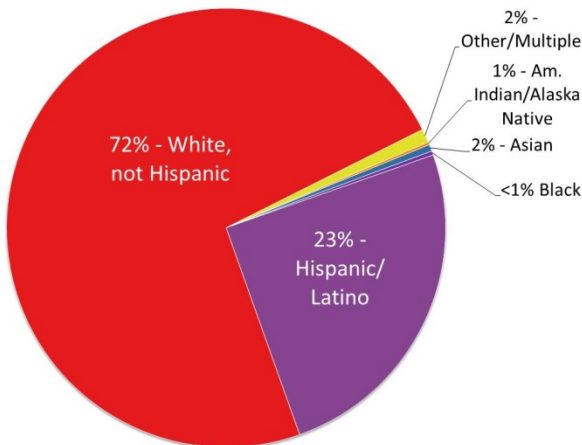
## About the Survey

### Description of Responders

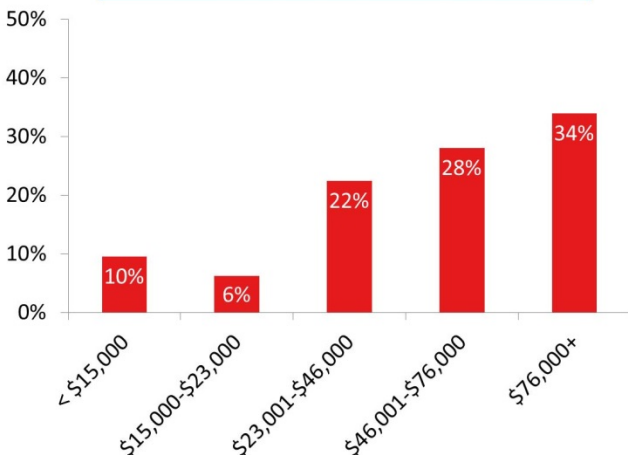
Age Groups



Race/Ethnicity



Household Income



### The Survey Explained

- In order to periodically assess the health status of county residents, between October 15, 2013 and February 14, 2014, Weld County Department of Public Health & Environment contacted 7,502 households by mail requesting an adult to complete the 65-item survey or complete it online.
- Question topics included health, health care access and insurance, health conditions and lifestyle habits, preventive screenings, environmental issues, community concerns and needs, demographics, and the 2013 Flood Disaster.
- Households were selected randomly by first dividing the mailing list into **four regions (see map below)** and two household types (single-family vs. multi-family). The list was certified by the post office but did not contain residents' names.
- After multiple contacts, 2,082 community residents returned usable surveys for a 28 percent response rate. The results are representative of the population within a  $\pm 5.0$  percent margin of error.
- To see the actual survey go to: [www.weldhealth.org](http://www.weldhealth.org)

