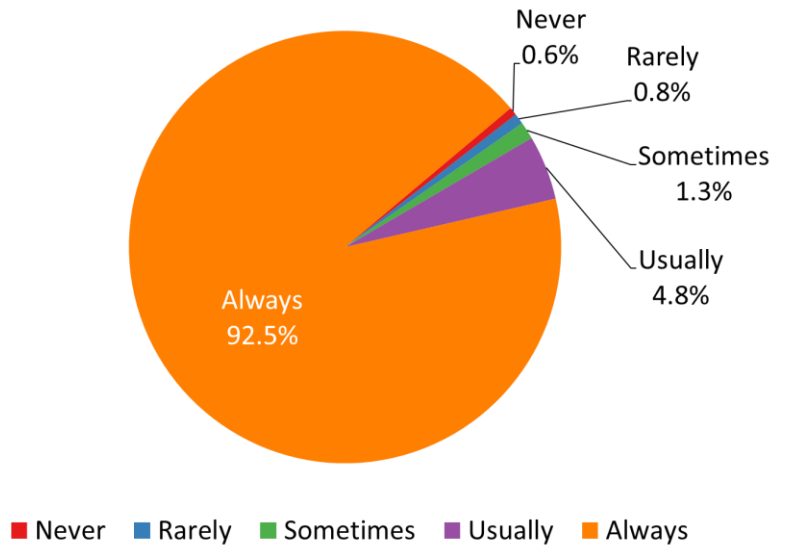


# Driving Behaviors

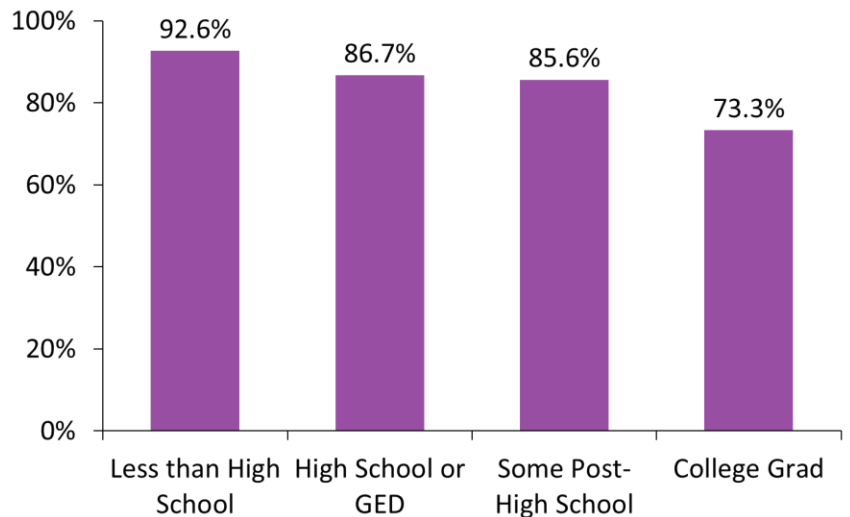
## Key Findings

- The 2016 Community Health Survey asked Weld County drivers about their safe and risky driving behaviors, including seat belt use, driving after drinking alcohol or using marijuana, and driving while distracted by using a phone, texting, or email.
- Among Weld County drivers, 93% said they always used a seatbelt when driving.
- More than eight in ten (84%) Weld County drivers reported they never drive after drinking alcohol, and 16% of drivers reported they rarely or sometimes drive after drinking alcohol. Less than one percent reported they usually or always drive after drinking alcohol.
- Over 9 in 10 drivers with less than a high school education reported they never drive after drinking alcohol, whereas about 3 in 4 drivers who had graduated from college reported they never drive after drinking.
- Even fewer drivers reported driving after using marijuana. Of all Weld County drivers, 96% reported they never drive after using marijuana, and 3% reported they rarely or sometimes drive after using marijuana.

Seatbelt Use, 2016



Among Drivers, Never Drives After Drinking Alcohol, by Education

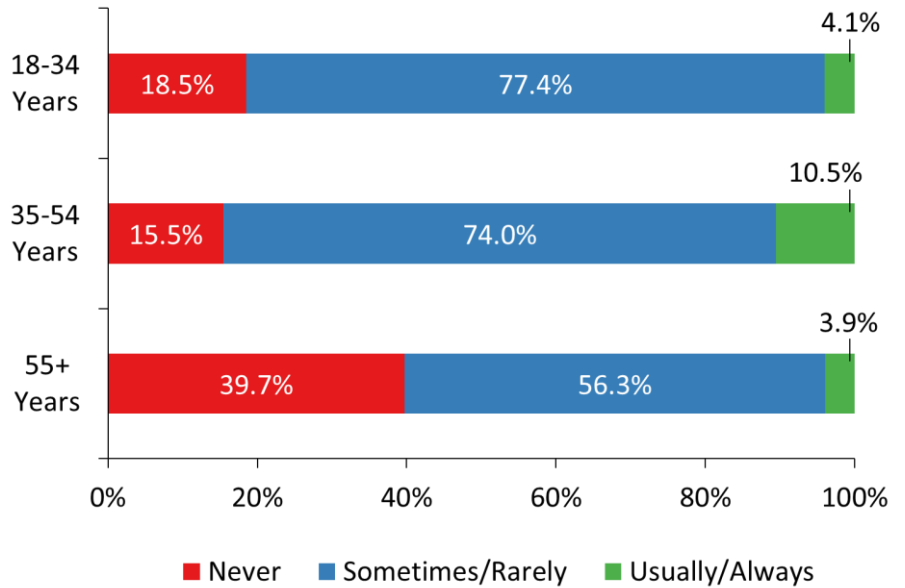


# Weld County 2016 Community Health Survey

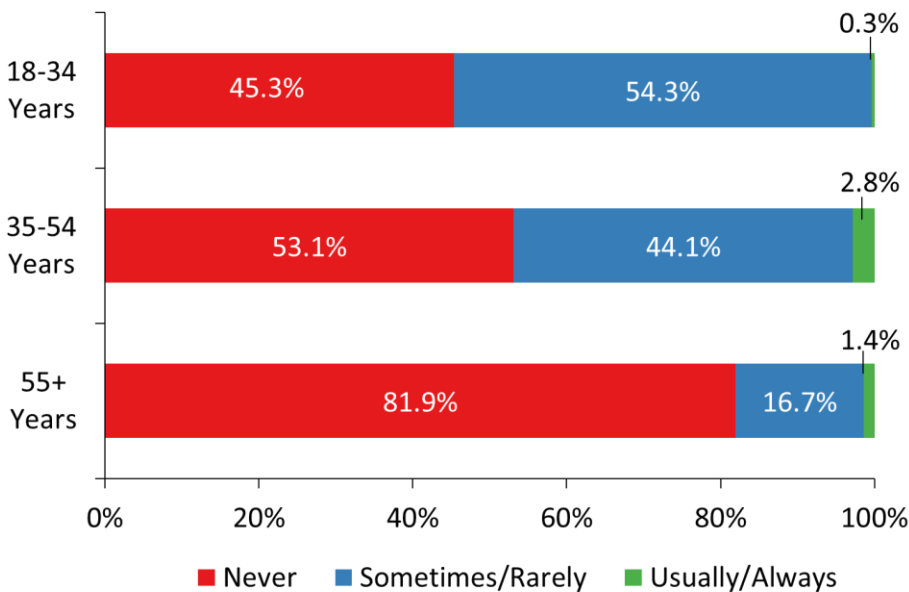
## Key Findings

- Countywide, about three in four residents said they talked on the phone while driving (76%).
- However, 82% of 18 to 34-year-old residents said they talked on the phone and drove (at least rarely).
- Only 60% of residents 55 years or older talked on the phone while driving.

### Talks on Phone When Driving By Age



### Texts or Emails When Driving By Age



- Countywide, 41% of Weld County residents said they texted or emailed while driving.
- Over half of drivers (55%) who were 18 to 34-year-old said they texted or emailed while driving (at least rarely).
- Only 18% of residents 55 years or older texted or emailed while driving.

### Questions?

Cindy Kronauge, MPH PhD, Data Specialist  
 Weld County Department of Public Health & Environment  
[ckronauge@weldgov.com](mailto:ckronauge@weldgov.com)  
 970-400-2221

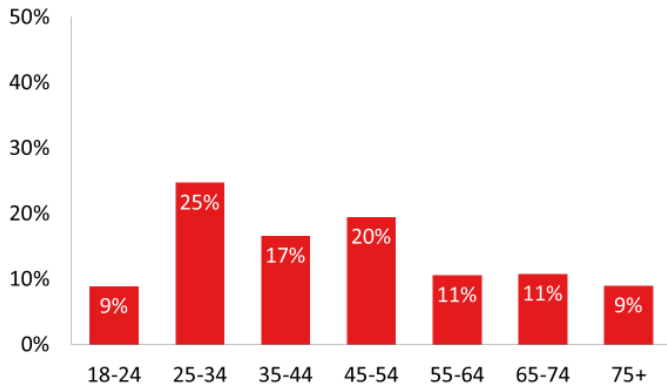


# Weld County 2016 Community Health Survey

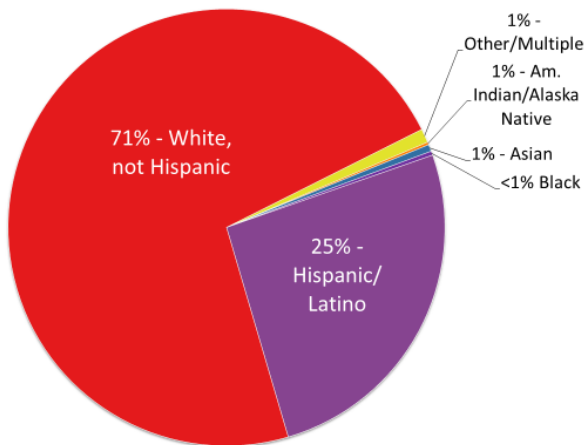
## About the Survey

### Description of Responders

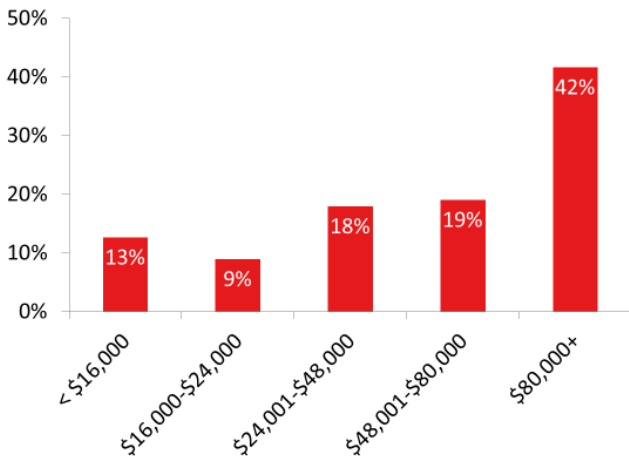
#### Age Groups



#### Race/Ethnicity



#### Household Income



### The Survey Explained

- In order to periodically assess the health status of county residents, between September 6, 2016 and November 17, 2016, Weld County Department of Public Health & Environment contacted 8,494 households by mail requesting an adult to complete the 55-item survey or complete it online.
- Question topics included health, health care access and insurance, health conditions and lifestyle habits, preventive screenings, environmental issues, community concerns and needs, and demographics.
- Households were selected randomly by first dividing the mailing list into **four regions (see map below)** and two household types (single-family vs. multi-family). The list was certified by the post office but did not contain residents' names.
- After multiple contacts, 2,080 community residents returned usable surveys for a 25 percent response rate. The results are representative of the population within a  $\pm 5.0$  percent margin of error.
- To see the actual survey go to: [www.weldhealth.org](http://www.weldhealth.org)

